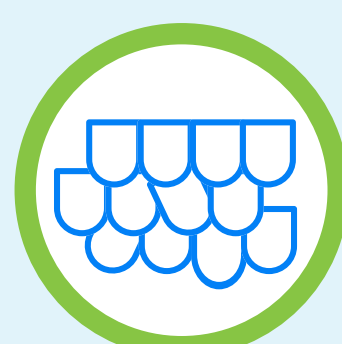


Follow this step-by-step guide to make sure your home is safe for your family.

## ROOF

### WARNING SIGNS:



Shifted shingles



Missing or torn shingles



Nails poking up



Loose material around chimneys and pipes



Debris in gutters or downspouts, which block drainage

### Repair Needed?

- Each warning signals potential water infiltration.
- Repair or replace your roof to prevent interior damage, rot, mold, and further major structural damage.

## ATTIC

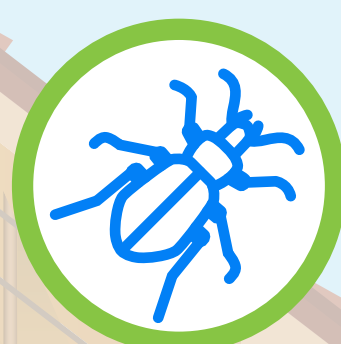
### WARNING SIGNS:



Wood rafters sticking out from the insulation



Staining, dampness, or mold growth




Colonies of insects and critters

### Repair Needed?

- Make sure your attic has enough insulation and proper ventilation.
- If animal activity is present, contact a pest control company to inspect the issue further.

## WINDOWS


### WARNING SIGNS:



Leaks or breaks in seams around window trim and sills



Discolored plasterboard



Cracked paint inside the home



Mold, mildew, or rot in the wall

### Repair Needed?

- Fix the most vulnerable spots with flexible flashings.
- Consider installing new, high-quality, energy-efficient windows.

## WOOD SIDING

### WARNING SIGNS:



Peeled paint and rotted wood



Swelling and harping



Cracks and openings



Mold growth and mildew

### Repair Needed?

- Fix damaged wood siding to prevent water to leak in your house.
- Consider installing durable, attractive, cost-efficient, and low-maintenance vinyl siding.

## Need Professional Help?

We'll perform a **FREE INSPECTION** and advise you honestly on what work your home needs.

**Give us a call! 508-839-7001**